



**CENTRE *for*
LEADERSHIP
PERFORMANCE**

How to talk to tiny people

www.cforlp.org.uk

www.cforlp.org.uk



What we will cover

- What we'd like you to do as part of our Bright Stars and Primary Business Partnership programmes
- Safeguarding considerations
- Engaging with tiny people
- Session planning and delivery ideas



Safeguarding

Safeguarding is the action that is taken to promote the welfare of children and protect them from harm.

Safeguarding means: protecting children from abuse and maltreatment, preventing harm to children's health or development, ensuring children grow up with the provision of safe and effective care.

Definition from NSPCC




Safeguarding dos and don'ts



Do

- Treat young people fairly, without prejudice or discrimination
- Remember they are individuals
- Respect difference and encourage them to do the same
- Encourage them to speak up
- Listen to them and take them seriously, respect their privacy
- More than one adult present where possible

Don't

- 
- Show favouritism
 - Be overfriendly or inappropriate
 - Patronise or belittle
 - Make unrealistic promises
 - Ignore bad behaviour or your concerns
 - Share personal contact details or suggest to meet unaccompanied

Source: NSPCC Behavioural Code



Safeguarding – your responsibilities

You should never be left alone with the pupils without the teacher being in the room.

1. Be a role model (consciously rather than unconsciously)
 - Model good behaviour and challenge unacceptable behaviour
2. Prioritise the welfare and development of young people
 - Provide a safe environment
 - Consider their needs when planning and delivering work
 - Report any concerns

- Further information:***
- Safeguarding policy from the school
 - www.nspcc.org.uk
 - www.gov.uk



What we will cover

- What we'd like you to do as part of our Bright Stars and Primary Business Partnership programmes
- Safeguarding considerations
- Engaging with tiny people
- Session planning and delivery ideas

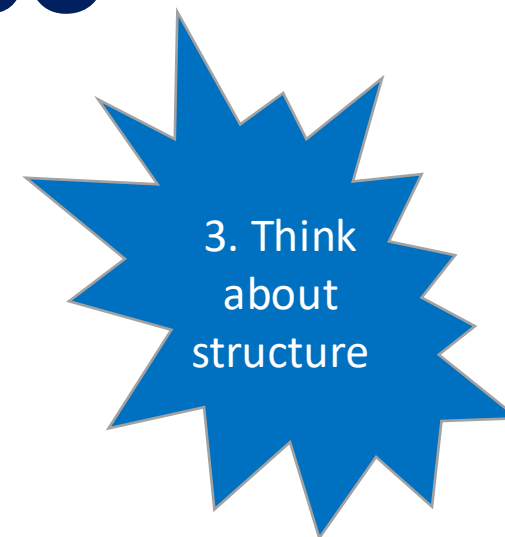


Working with Young People





Engaging your audience





What we will cover

- What we'd like you to do as part of our Bright Stars and Primary Business Partnership programmes
- Safeguarding considerations
- Engaging with tiny people
- Session planning and delivery ideas




Your lesson plan

- Plan
- Design
- Deliver



Your lesson plan - planning

- Audience
- Aims
- Practicalities





Your lesson plan - designing


- Grab attention
- Content
- Communication





Your lesson plan - delivery

- Get advice
- Practice
- Have fun!





Lesson Planning Activity

TASK – in breakout groups:

- Create one section of an employer-led, 20 minute session, for a group of 5 - 6 year olds
 - The topic for the session is ‘What is a business?’
- 1) What do you want them to know, feel, do?
 - 2) Review slides and examples
 - 3) Create a plan to share details about your business



What we will cover

- What we'd like you to do as part of our Bright Stars and Primary Business Partnership programmes
- Safeguarding considerations
- Engaging with tiny people
- Session planning and delivery ideas



Questions?